


The *Churchill*

Adductor Strap Instructions



The *Churchill*

Merritt Manufacturing, Inc.
580 Tracy Rd.
New Whiteland, IN 46184-9699
USA

Phone: 317-409-0148
Fax: 317-893-2567
www.merrittcarseat.com
E-Mail: info@merrittcarseat.com

Padded Adductor Strap Instructions
Revision 1; April, 2024

Merritt Manufacturing

Important Notes

NOTE: The Adductor Strap is designed for positioning only. The vehicle's lap and shoulder belt must be worn when using the Churchill (also known as "the restraint").

NOTE: This Adductor Strap (Figure A) must only be used with the "Churchill", manufactured by Merritt Manufacturing, Inc.



Limited Warranty, Continued

AMOUNT OF DAMAGES ABOVE THE AGGREGATE DOLLAR AMOUNT PAID BY THE CUSTOMER FOR THE PURCHASE OF THE PRODUCT COVERED BY THIS WARRANTY.

LIMITATIONS OF WARRANTIES AND OTHER WARRANTY TERMS AND STATES' LAW

MERRITT FULLY DISCLAIMS AND MAKES NO IMPLIED WARRANTIES OF ANY KIND, INCLUDING, BUT NOT LIMITED TO IMPLIED WARRANTIES OF MERCHANTABILITY AND FITNESS FOR A PARTICULAR USE, AND MAKES NO EXPRESS WARRANTIES BEYOND THOSE STATED HERE. NOTWITHSTANDING THE FOREGOING, IF ANY IMPLIED WARRANTIES ARE DEEMED TO BE GIVEN BECAUSE THE APPLICABLE LAW PROHIBITS THEIR EXCLUSION, THEN ANY SUCH IMPLIED WARRANTIES, INCLUDING IMPLIED WARRANTIES OF MERCHANTABILITY AND FITNESS FOR A PARTICULAR PURPOSE, SHALL BE LIMITED TO THE DURATION AND TERMS OF THE EXPRESS WRITTEN WARRANTY. SOME STATES DO NOT ALLOW THE LIMITATION OF IMPLIED WARRANTIES, LIMITATIONS ON HOW LONG AN IMPLIED WARRANTY LASTS OR THE EXCLUSION OR LIMITATION OF INCIDENTAL OR CONSEQUENTIAL DAMAGES. THEREFORE, IN THOSE STATES, THE LIMITATIONS LISTED ABOVE MAY NOT APPLY TO YOU. THIS WARRANTY AFFORDS YOU WITH SPECIFIC LEGAL RIGHTS AND YOU MAY HAVE ADDITIONAL RIGHTS, DEPENDING ON THE STATE IN WHICH YOU RESIDE.

BINDING ARBITRATION

Any dispute, controversy or claim (whether in contract, tort or otherwise, whether pre-existing, present or future, and including statutory, common law, intentional torts and equitable claims) against Merritt, its agents, employees, successors, assigns or affiliates (collectively for purposes of this warranty, "Merritt"), arising from or relating to this warranty and agreement, its interpretation, or the breach, termination or validity thereof, the relationships which result from this warranty and agreement (including, to the full extent permitted by applicable law, relationships with third parties who are not parties to this warranty and agreement), SHALL BE RESOLVED EXCLUSIVELY AND FINALLY BY BINDING ARBITRATION ADMINISTERED BY THE AMERICAN ARBITRATION ASSOCIATION under its code of procedure then in effect. Any award of the arbitrator shall be final and binding on each of the parties and may be entered as a judgment in any court of competent jurisdiction. Information for submitting claims with the American Arbitration Association may be obtained at www.adr.org.

Limited Warranty

Merritt Manufacturing, Inc. (Merritt) provides the following limited warranty on the Churchill:

Merritt warrants to the original purchaser of the Churchill that, if properly used strictly in accordance with the instructions and specifications included in the original packaging, it shall be free from defects in materials or workmanship for a period of one (1) year from the date of original purchase. Proof of purchase is required, including, but not limited to furnishing to Merritt proof that the owner registration card was returned to Merritt within thirty days of the original purchase or furnishing to Merritt proof of purchase that identifies the claimant as the original purchaser. If any component covered by this warranty fails for reasons covered by this warranty, Merritt will, at its option, provide the original purchaser with repair or replacement components for the covered product or component. This limited warranty is available only for purchasers in the United States and Canada. Merritt reserves the right to discontinue or change fabrics, parts, models or products, or to make substitutions. Please note that the upholstery fabric is subject to some degree of wear as a result of normal use. This kind of normal wear is not covered under warranty.

To make a claim under this warranty, you must contact Merritt via telephone at (317) 409-0148 or write to the company using the address on the back cover of this booklet. PLEASE COMPLETE AND MAIL THE OWNER REGISTRATION CARD WITHIN THIRTY DAYS OF PURCHASE TO PRESERVE YOUR WARRANTY RIGHTS.

WARRANTY LIMITATIONS

This warranty does not include damages due to external sources, including, but not limited to accident, negligence, misuse, neglect, alteration, repair, improper installation, improper testing or use that is not in conformance with the instructions and specifications in the instruction booklet.



LIMITATION OF LIABILITY AND DAMAGES

THE WARRANTY AND REMEDIES SET FORTH ABOVE ARE THE SOLE AND EXCLUSIVE REMEDIES AND ARE PROVIDED IN LIEU OF ALL OTHERS, ORAL OR WRITTEN, EXPRESS OR IMPLIED. IN NO EVENT WILL MERRITT, OR THE RETAILER/DISTRIBUTOR SELLING THIS PRODUCT, BE LIABLE TO THE PURCHASER, OR ANY USER OF THIS RESTRAINT OR OTHER THIRD PARTY, FOR ANY DAMAGES; INCLUDING LOST PROFITS, LOST BUSINESS, INCIDENTAL, INDIRECT, SPECIAL, CONSEQUENTIAL DAMAGES OR PUNITIVE DAMAGES. IN NO EVENT SHALL MERRITT OR ITS AFFILIATED COMPANIES BE LIABLE OR RESPONSIBLE FOR ANY

Installation of the Adductor Strap

NOTE: The Churchill is shipped with the Adductor Strap installed. If the Adductor Strap is ever removed, the following steps describe how to install it.

1. Insert the metal anchor on the end of one of the short straps into the long slot in the underside of the base as shown in Figure B.
2. Figure C shows the short strap attached to the long slot.
3. Repeat Step 1 for the other short strap on the other side of the restraint.



Installation of the Occupant with the Adductor Strap

NOTE: The Adductor Strap is designed for positioning only. The vehicle's lap and shoulder belt must be worn when using the Churchill.

NOTE: The following steps only describe how to use the Adductor Strap. Please refer to the Churchill's "Instructions for Use" Manual for complete instructions

1. Make sure that the short straps are lying out to the side of the restraint (See arrows - Figure A).
2. Place the occupant in the restraint (Figure A).
3. Buckle one end of the short strap to the corresponding end on the long strap (Figure B).
4. Repeat Step 3 for the other short strap on the other side of the restraint.



Installation of the Occupant with the Adductor Strap, Continued

5. Tighten each side of the Adductor strap evenly until it fits snugly (Figure C).
6. Figure D shows the Adductor Strap installed.

NOTE: Refer to the Churchill's "Instructions for Use" Manual for complete instructions.

Warning!
Occupant must always wear lap and shoulder belt.

